

HANUKKAH


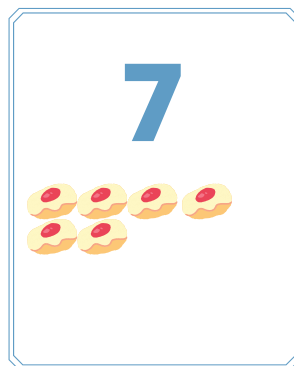
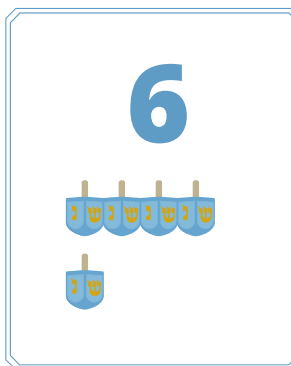
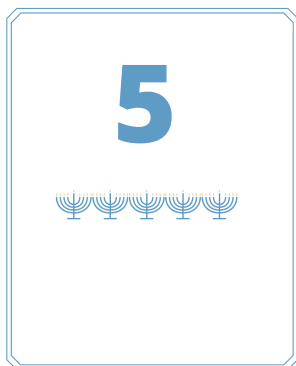
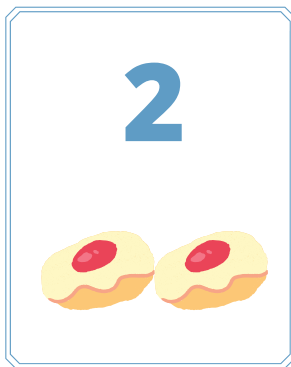

COUNTING/MEMORY/MATH

FACT CARDS

With Love, Ima

www.withloveima.com

@withlovefromima



INTRODUCTION

Thank you for your purchase! These cards are a wonderful way to engage your child in Jewish learning while practicing math concepts.

HOW TO USE

Print cards on cardstock. Cut out the cards and laminate if desired. Start playing!

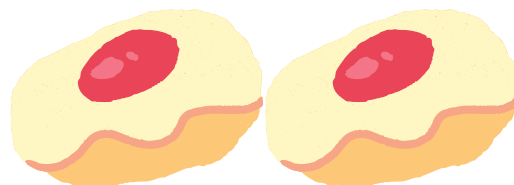
- * Matching game: Match the Hanukkah images
- * Memory game: Turn all cards over then take turns turning them right side up and try to match the Hanukkah images
- * Counting practice: Line up cards in numerical order.
- * Addition & Subtraction practice: Create math facts by taking two or more cards together and adding or subtracting the numbers.

ENJOY!

1



2



3



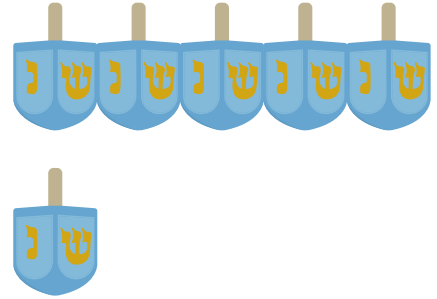
4



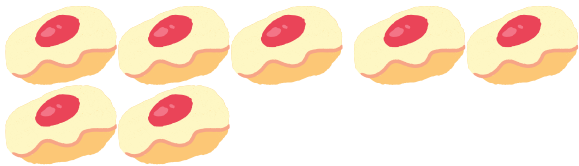
5



6



7



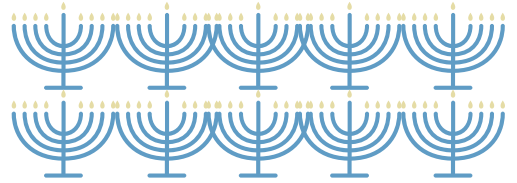
8



9



10



WITH LOVE, IMA



I have been creating fun and engaging Jewish children and family activities and materials for my own children and my religious school students for years. I now share these activities, and more, on my blog www.withloveima.com and Instagram account [@withlovefromima](https://www.instagram.com/withlovefromima). Follow me at either of these for up to date activities and inspiration!

If you have any questions or concerns, please contact me at:

withlovefromima@gmail.com