

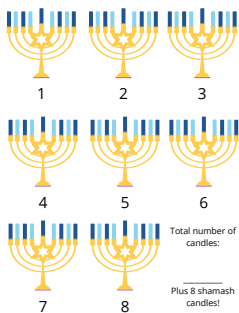
# HANUKKAH MATH PACK

With Love, Ima

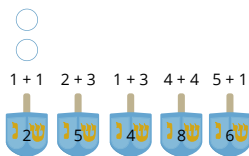
[www.withloveima.com](http://www.withloveima.com) @withlovefromima

## How Many Candles Do We Light During Hanukkah?

Color or use a dot paint to make a flame for each night of Hanukkah. Then add up the total number of candles you lit!

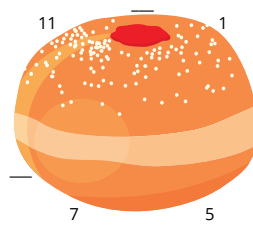


Use two different colored dot paints to perform the addition math fact



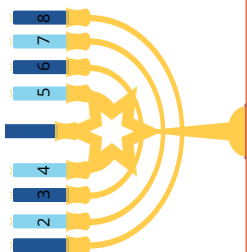
## Count By 2s!

Fill in the missing numbers around the sufganiyot.



What does this picture and numbers remind you of?

Add clothespins to count as you "light" the candles



How many dreidels do you have in each color?

7					
6					
5					
4					
3					
2					
1					
	Blue	White	Red	Green	Yellow

# INTRODUCTION

Thank you for your purchase! This pack is a wonderful way to engage your child in Jewish learning while practicing math concepts.

## HOW TO USE


Print the pack. Follow the directions on each of the pages.

For the clothespin Hanukkah, print out the page and cut out around the image. Glue the image to cardboard and cut around the cardboard. Number (8) clothespins, 1-8. Invite your child to match each of the numbers, "lighting" the hanukkah as they perform each match.

**ENJOY!**

# How Many Candles Do We Light During Hanukkah?

Color or use a dot paint to make a flame for each night of Hanukkah. Then add up the total number of candles you lit!



1



2



3



4



5



6



7




8

Total number of  
candles:

\_\_\_\_\_   
 Plus 8 shamash  
candles!

Use two different colored dot  
paints to perform the addition  
math fact



$1 + 1$

$2 + 3$


$1 + 3$

$4 + 4$

$5 + 1$

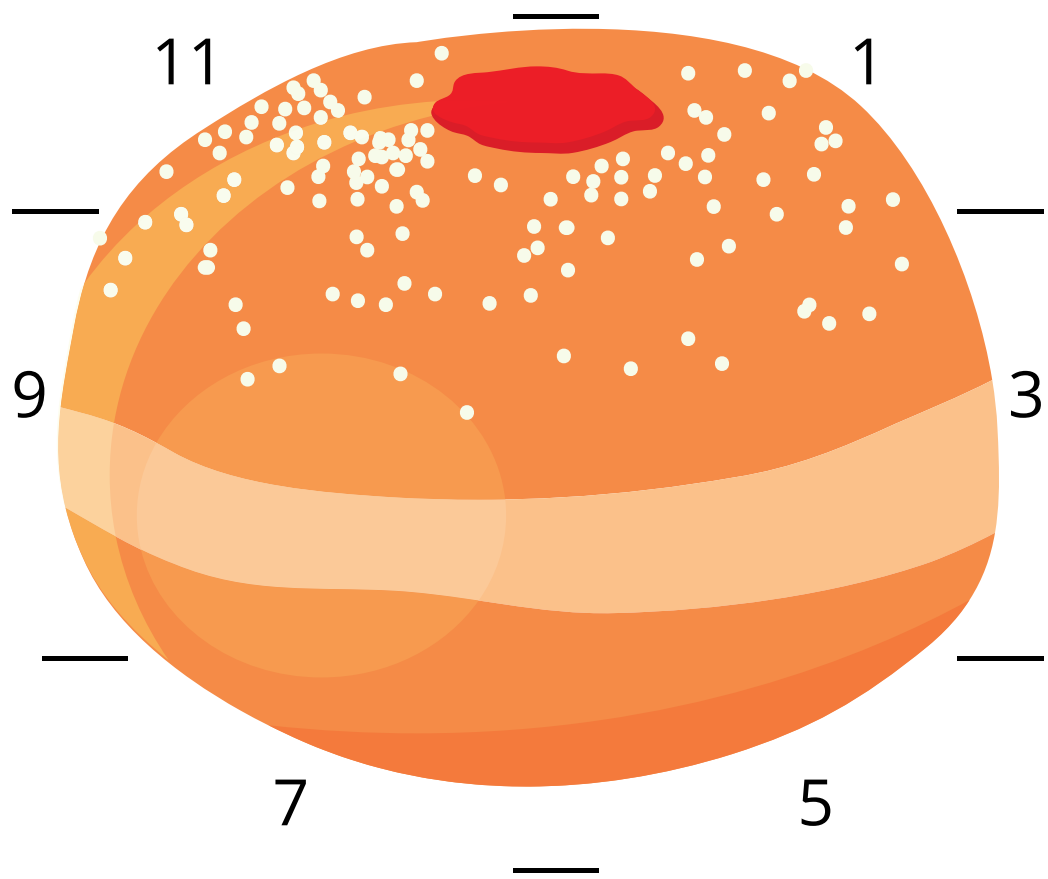


Use two different colored dot  
paints to perform the addition  
math fact you write in



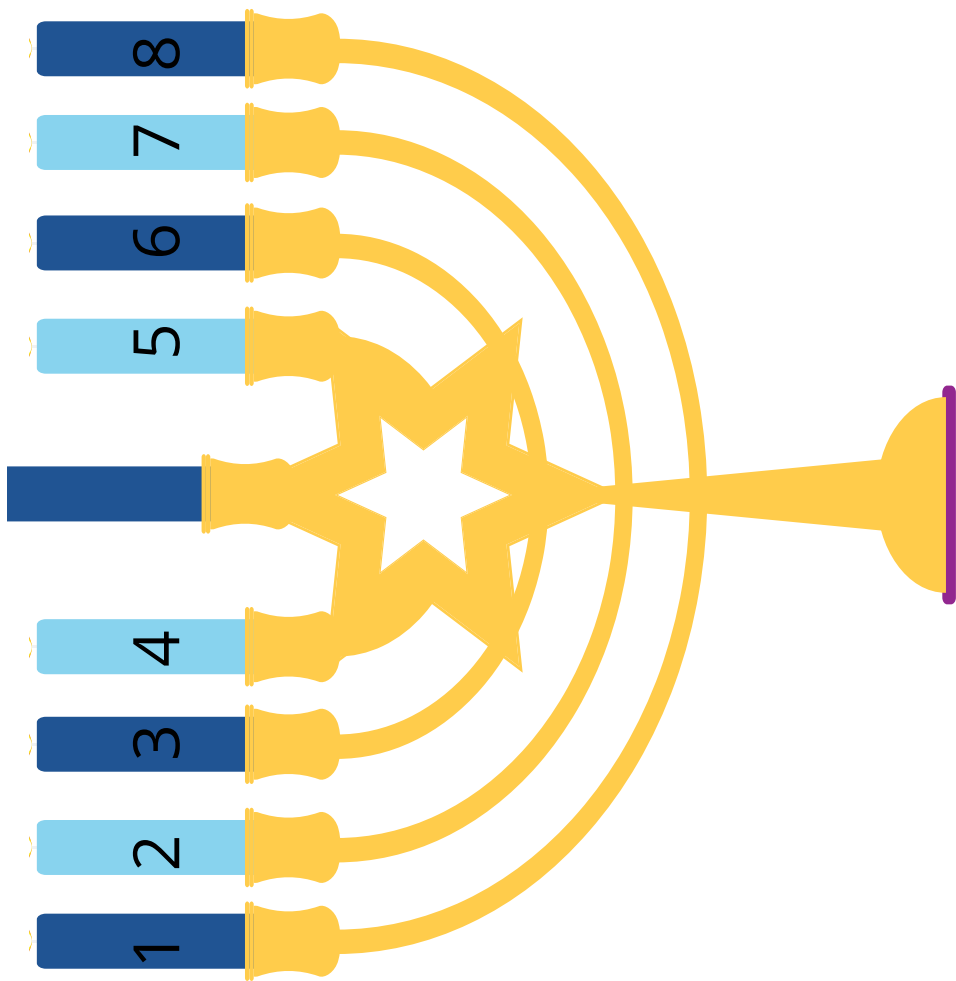
# Count By 2s!

Fill in the missing numbers around the sufganiyot.



What does this picture and numbers remind you of?

Add clothespins to count as you  
"light" the candles



How many dreidels do you have in each color?

7					
6					
5					
4					
3					
2					
1					

Blue White Red Green Yellow



# WITH LOVE, IMA



I have been creating fun and engaging Jewish children and family activities and materials for my own children and my religious school students for years. I now share these activities, and more, on my blog [www.withloveima.com](http://www.withloveima.com) and Instagram account [@withlovefromima](https://www.instagram.com/withlovefromima). Follow me at either of these for up to date activities and inspiration!

If you have any questions or concerns, please contact me at:

[withlovefromima@gmail.com](mailto:withlovefromima@gmail.com)