











APPLE COUNTING CARDS

With Love, Ima

www.withloveima.com @withlovefromima

 <p>one 1 .</p>	 <p>two 2 ..</p>	 <p>three 3 ...</p>	 <p>four 4</p>	 <p>five 5</p>
 <p>six 6</p>	 <p>seven 7</p>	 <p>eight 8</p>	 <p>nine 9</p>	 <p>ten 10</p>

INTRODUCTION

Thank you for your purchase! This activity is a wonderful way to engage your child in Jewish learning, as well as practicing math and matching concepts.

HOW TO USE


Once printed, cut out the cards. If you want, you can print out two copies so that you have more activity possibilities.

You can use the cards immediately or laminate them.

These cards can be used to introduce or review numbers and counting. Have fun putting the cards in numerical order, identifying the correct numerals, and counting the symbols and dots on each card.


If you printed two copies of the printable, you can also match them in a memory type game.

ENJOY!






one 1

•






two 2

••




three 3

•••




four 4



••••




five 5




six 6




seven 7





eight 8






nine 9



ten 10



WITH LOVE, IMA



I have been creating fun and engaging Jewish children and family activities and materials for my own children and my religious school students for years. I now share these activities, and more, on my blog www.withloveima.com and Instagram account [@withlovefromima](https://www.instagram.com/withlovefromima). Follow me at either of these for up to date activities and inspiration!

If you have any questions or concerns, please contact me at:

withlovefromima@gmail.com